



# ASSET RELIABILITY SOFTWARE-AS-A-SERVICE

## PRODUCT INFORMATION NOTE

Scalable asset reliability solution that utilizes rapidly deployable, wireless sensors for the continuous monitoring of critical rotating assets like motors, pumps, compressors and gear boxes. The end-to-end solution aggregates and analyzes data from “plug and play” wireless IoT sensors to maximize the life of assets and improve energy efficiency by proactively identifying impending issues or inefficiencies, expediting root cause analysis and facilitating the instrumentation of stranded assets.

### RUNNING AN ASSET RELIABILITY PROGRAM IS RESOURCE INTENSIVE

Reliability programs for assets in facilities typically involve the setup of costly sensors, cabling, and time-consuming configuration processes. These programs require enterprise-level integrations with strong handshakes between IT and SME teams to be able to smoothly deploy and start providing value. This complexity has led maintenance managers and reliability engineers to focus their efforts on critical assets leaving many other assets uninstrumented.


### WHY CHOOSE WIRELESS INSTRUMENTATION?

Wireless instrumentation allows for a larger volume of sensor deployments by leveraging existing standard IT infrastructure and cloud services without the need for costly installation and setup of wired networks throughout the facility.

Using battery power with wireless instrumentation further reduces the setup requirements and allows the rapid creation of always-on, high-density managed networks. This plug-and-play approach allows the setup and connection of new sensors on demand facilitating the expansion of reliability programs and the effective use of data to keep operations up and running.

## SOLUTIONS

Honeywell’s asset reliability software-as-a-service sensors enable reliability and maintenance managers to expand machine health monitoring efforts beyond critical assets. 6-in-1 sensors paired with cloud-based, AI-powered analytics and dashboards create an always-on asset health monitoring solution aimed at minimizing downtime, reducing repair costs, improving asset energy intensity, and improving overall equipment effectiveness (OEE) without steep upfront hardware costs and cumbersome technology integrations.



The 6-in-1 sensor utilizes advanced edge analytics that allows for near-real time monitoring without always needing to be connected to the network. Other key benefits include:

- Avoid missing key events with time-based data collection
- Quantify energy impact of equipment inefficiencies
- Detect any equipment anomalies or incessant issues
- Long sensor life by combining edge technology with cloud framework for monitoring of critical assets
- Identify and pinpoint fault modes for rotating equipment
- Predict remaining useful life of the machine using advance AI analytics
- Plan maintenance activities in advance to correct identified issues



*How does the Asset Reliability Software-as-a Service portal integrate with existing systems?*

*The Honeywell portal makes all sensor data available to third-party applications via a secure RESTful API.*

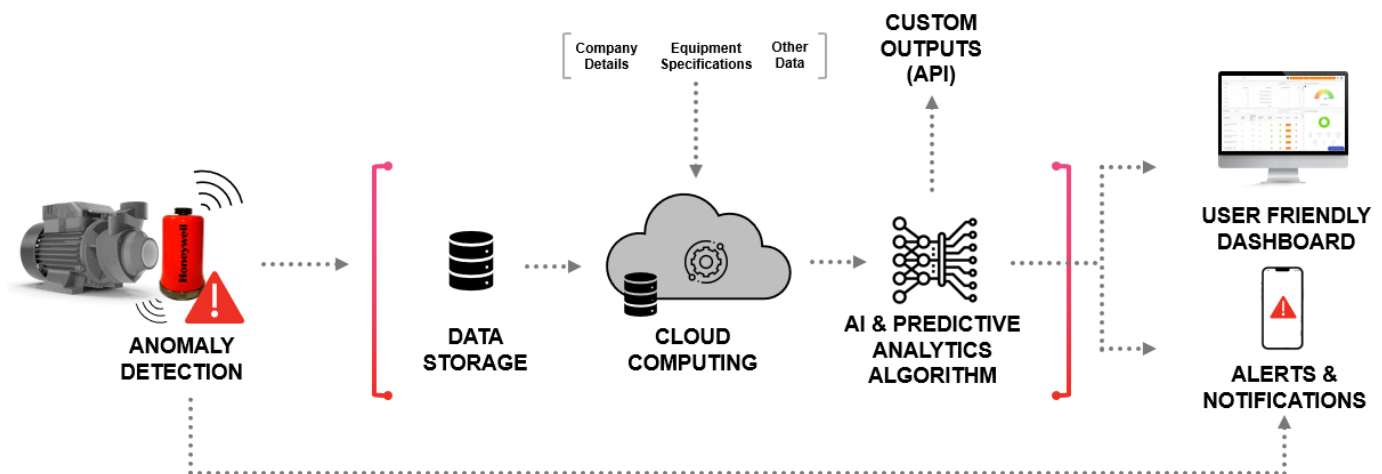
*The API allows the integration of data streams with commercial CMMS, EAM, ERP, and historians to correlate new insights.*

*Standard connectors for specific platforms allow the dissemination of sensor aggregated data and analytics to enable multiple use cases across operations.*

**Wireless connectivity** help reduce costs, improve flexibility and facilitate the rapid expansion of reliability and maintenance programs

### NEXT GENERATION WIRELESS INSTRUMENTATION

Honeywell wireless vibration sensors are a plug-and-play, solution to rapidly instrument stranded assets. Sensors are directly mounted on the body of the asset and communicate data to the Honeywell Wireless Gateway. The gateway seamlessly integrates with existing IT infrastructure to aggregate data in the Honeywell solution to provide continuous monitoring and analytics. This architecture allows the fast deployment of a large volume of sensors in an always-on, high-density, managed network eliminating the need of costly wired instrumentation and custom system integrations.



# 6-in-1 wireless sensor for scalable, 24/7 asset monitoring

## 6 MEASUREMENTS, 1 SENSOR

Measure 6 different parameters for reliable asset monitoring including vibration, acoustic emissions, temperature, RPM, humidity, and magnetic flux.

## ALWAYS-ON MONITORING

Utilizes LTE communication protocols for a seamless integration with existing infrastructure.

## SCALABLE ASSET COVERAGE

Sensors are easy to configure and deploy allowing for quick scale up of an asset reliability program. Wi-Fi and cellular communication allow for seamless integration with existing infrastructure.

## INDUSTRIAL CERTIFICATIONS

IP 68 Enclosure, Class I Division 2 sensor operational in a wide range of hazardous environments.



## CONNECTIVITY OPTIONS

Sensors are available in a variety of options to suit the exact needs of the facility or application. Sensors can be installed using either wireless or cellular connectivity to the cloud. Available connectivity and power options include:

Sensor	Connectivity*	Battery Life
LTE	LTE/ CAT M1	3-8 years

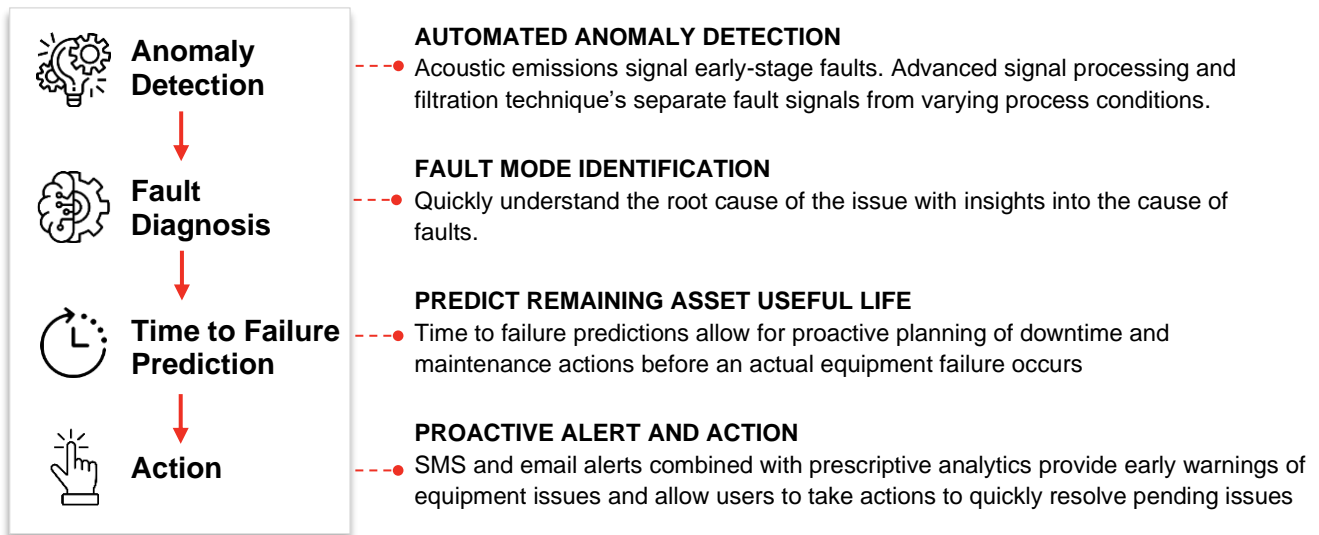
\*Available cellular signal required for installation.  
30mb of cellular data is included per month for each sensor.

## PLUG AND PLAY CONVENIENCE

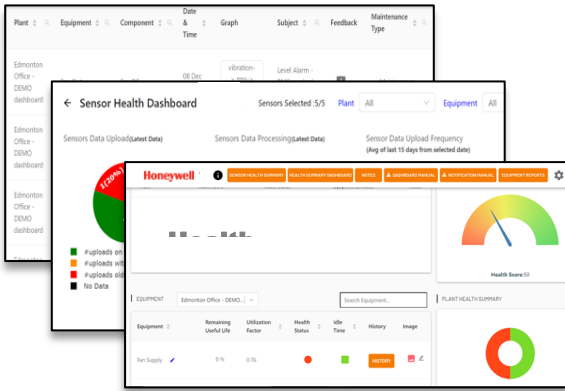
Wireless sensors allow for simple plug and play and hassle-free deployment, without worrying about extra IT infrastructure. It is easy to configure and enables fast installation and startup. Data measured by the sensors feeds directly into an analytics portal for near real-time monitoring and predictive analytics.

## MACHINE HEALTH DIAGNOSTICS

Enhance the life of your assets with 24/7 monitoring and real-time alerts. Asset Reliability Software-as-a-Service provides insights and diagnosis to facilitate early detection of equipment issues to maximize asset life and help optimize maintenance budgets.



## END-TO-END VISIBILITY OF OPERATIONS



### Health Summary Dashboard

View the health of all connected assets and get visibility into equipment alerts and conditions. The health summary dashboard displays information about asset status and remaining useful life for real-time monitoring.

### Notification Dashboard

Edge calculations and analytics help differentiate between process upsets or variations and actual faults. Near real-time alerts and reports can be sent to any device along with prescriptive recommendations for what actions to take.

### Sensor Health Dashboard

View the status of wireless sensors in your asset network. Sensor health dashboard gives insights into sensor performance, including remaining battery life, to ensure confidence in measurements and maximize performance of the asset reliability solution.

### Asset Coverage

Sensors can be used on a variety of assets including:

- Motor
- Pump
- Gearbox
- Compressor
- Engines
- Fans
- Bearings
- Air Handling Units
- Chillers
- And others

## Manage trends and changes in energy consumption

Magnetic flux measurements can help quickly identify changes in asset energy consumption over time. Identifying poorly performing assets with increased consumption can help with energy focused maintenance activities to reduce energy intensity and improve asset performance.

## Predictive Analytics & Monitoring Strategy

- 1 Monitor Acoustic Emissions**  
Acoustic emissions (rubbing/friction and noise) can signal and provide initial indication for an early-stage fault.
- 2 Signal Processing and Filtration**  
To differentiate the potential fault from varying process conditions (load/speed) additional analytics are required. Advanced signal processing and filtration algorithms are applied to better understand the measurement and detect potential fault conditions.
- 3 Extract RPM & Fault Type**  
Using vibration measurements (velocity, acceleration, displacement), Quick Connect extracts the asset RPM to determine the type of fault.
- 4 Calculate Remaining Time to Failure**  
Analyzing the various sensors and asset measurements, Quick Connect calculates the remaining time to failure and determines which component is likely to fail first.
- 5 Correlate with Temperature**  
Correlating measurements and analysis with asset temperature measurements and trends helps to improve the accuracy of predictive maintenance models and better determine maintenance recommendations.

**ASSET RELIABILITY  
SOFTWARE-AS-A-SERVICE**

**The Honeywell Advantage**

Honeywell provides the data and analytic foundation needed to enable operational excellence. Honeywell is an industry leader in integrated solutions aimed at minimizing downtime, reducing repair costs, and improving overall equipment effectiveness enabling facility staff to work more effectively and make better decisions.

Continuous awareness of entire operation helps avoid catastrophic faults that cause costly unplanned downtime.



**IMPROVE  
UPTIME &  
AVAILABILITY**

Real-time visibility helps direct when and where to deploy personnel to optimize limited maintenance resources.



**REDUCE  
MAINTENANCE  
COSTS**

Intervening as faults occur ensures that machinery runs at peak efficiency, avoiding the degradation from normal wear and tear.



**ENHANCE  
MACHINE  
EFFICIENCY**

**Honeywell**

**ASSET RELIABILITY-AS-  
A-SERVICE**

*This document is a non-binding, confidential document that contains valuable proprietary and confidential information of Honeywell and its authorized vendors, and must not be disclosed to any third party without our written agreement. It does not create any binding obligations on us to develop or sell any product, service or offering. Content provided herein cannot be altered or modified and must remain in the format as originally presented by Honeywell. Any descriptions of future product direction, intended updates or new or improved features or functions are intended for informational purposes only and are not binding commitments on us and the sale, development, release or timing of any such products, updates, features or functions is at our sole discretion.*

**For More Information**

Learn more about how Honeywell can improve your asset reliability contact your Honeywell Account Manager today.

Honeywell® is a trademark of Honeywell International Inc. Other brand or product names are trademarks of their respective owners.

**Honeywell Connected Enterprise**

715 Peachtree Street NE  
Atlanta, Georgia 3030  
[www.honeywellforge.ai](http://www.honeywellforge.ai)

PIN-22-07-ENG | July 2022  
© 2022 Honeywell International Inc.

**Honeywell**

# ASSET RELIABILITY SOFTWARE-AS-A-SERVICE SENSOR SPECIFICATIONS



Parameters	Sensor Type	
	LTE	Lora + LTE
<b>Power Source</b>	19,000 mAH 3.6 V Battery	19,000 mAH 3.6 V Battery
<b>Connectivity Protocol</b>	Cellular: CAT-M1, LTE-M: 12, 2G (GSM1800/900), Wi-Fi: 2.4 GHz & 5 GHz, Bluetooth: 5.0	Cellular: CAT-M1, LTE-M: 12, 2G (GSM1800/900), Wi-Fi: 2.4 GHz & 5 GHz, Bluetooth: 5.0
<b>Dimensions</b>	10 cm (3.93") Length and 7.2 cm (2.83") Diameter	10 cm (3.93") Length and 7.2 cm (2.83") Diameter
<b>Onboard Storage Capacity</b>	4MB (avg 500kB/day, 4x VIB TWF/day) Up to 3 days	
<b>Accelerometer</b>	MEMS based sensor	
<b>Operating Temperature Range</b>	Non-Hazardous Area Ambient Operating Temp: -40 to 125°C Hazardous Area Ambient Operating Temp: -40 to 55°C	
<b>Enterprise-grade Security</b>	AES256 Encryption; Completely encrypted data pipeline	
<b>Measurement Range</b>	<p><b>Vibration sensor</b></p> <ul style="list-style-type: none"> <li>• Range: ±40g</li> <li>• Sensitivity: 0.031 mg/LSB</li> </ul> <p><b>Acoustic Emission sensor</b></p> <ul style="list-style-type: none"> <li>• Ultrasonic Range: 50Hz to 80kHz</li> <li>• Sensitivity: 26dB FS +/-1 dB</li> </ul> <p><b>RPM</b></p> <ul style="list-style-type: none"> <li>• Accuracy: 99% (10-5000RPM)</li> </ul> <p><b>Temperature</b></p> <ul style="list-style-type: none"> <li>• IR Resolution: 0.1°C / 0.18°F</li> <li>• Range: -40°C to 120°C / -40°F to 250°F</li> </ul> <p><b>Magnetic Flux</b></p> <ul style="list-style-type: none"> <li>• Range: Adjustable +/-2 Gauss to +/-200 Gauss</li> <li>• Sensitivity: 0.0002 Gauss to 0.02 Gauss</li> <li>• Sampling Rate: 113 kHz</li> </ul> <p><b>Humidity</b></p> <ul style="list-style-type: none"> <li>• Range (Relative Humidity): ± 3.5% RH, 20 to +80% RH</li> <li>• Accuracy (LSB): 0.004% RH/LSB</li> </ul>	
<b>Consumption</b>	Ultra-low-power mode consumption down to 8µA (Wi-Fi) or 16µA (Cellular)	
<b>Testing</b>	Vibration & natural frequency testing passed (5000g)	
<b>Noise Reduction</b>	Unique skeleton holder ensures zero noise	
<b>Certifications*</b>	FCC/ISED/CE/UKCA (LoRA + LTE Sensor) FCC/IC (Wi-Fi, LTE & Energy Harvesting Sensors) IECEX Class 1 Div 2 & ATEX Zone 1* IP68, ASME Class 1 Div 2, UL746C and UL94V0	

\*Check with account manager for list of approved countries for sensor installation.