




HyperMotion™



Circular Connectors

**SIGNAL AND POWER CONNECTORS
FOR INDUSTRIAL APPLICATIONS**

**SIGNAL- UND LEISTUNGSSTECKVERBINDER
FÜR DIE INDUSTRIELLE ANWENDUNG**



Contact Technology

The majority of the connectors have machine turned pins and the unique HYPERTAC socket. The spring wires are fitted by different sleeves, make a line contact with the pin.

The smallest practical diameter is 0,3 mm but there is effectively no upper limit.



















Unsere Steckverbinder sind mit gedrehten Kontaktstiften und den einzigartigen HYPERTAC Kontaktbuchsen bestückt. Die von Hülsen gehaltenen Federdrähte der Kontaktbuchsen legen sich linienartig um den Kontaktstift.

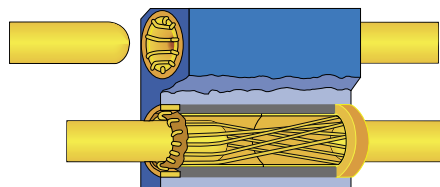
Der kleinste verwendbare Kontaktdurchmesser beträgt 0,3 mm. Nach oben sind theoretisch keine Grenzen gesetzt.

Eine Verbindung von gedrehten Kontaktstiften mit HYPERTAC Buchsen bietet folgende Leistungsmerkmale:

Performance features of this combination of round pin in a Hypertac socket are:

-  Low insertion and separation forces
-  Multiple contact areas
-  Long life and low rate of wear
-  Low electrical resistance
-  High reliability
-  Uniform electrical and mechanical characteristics over a high number of operations
-  Schock and vibration proof
-  High current and voltage ratings

-  Geringe Steck- und Ziehkräfte
-  360° Kontaktierung
-  Hohe Lebensdauer, geringer Verschleiß
-  Geringer Übergangswiderstand
-  Höchste Zuverlässigkeit
-  Gleichbleibende elektrische und mechanische Eigenschaften während der gesamten Einsatzdauer
-  Schock- und Vibrationsfestigkeit
-  Hohe Spannungs- und Stromtragfähigkeit



WE MEET YOUR SPECIAL REQUIREMENTS

This catalogue presents the most popular connector solutions of this series. However, we understand that some applications are unique. If we don't have exactly what you need, we will work with you to design and build the best connector solution for your specific requirements. Our contact performance ensures customisation that can not be developed by using normal technology. Our special products and custom design engineering are the answer to your application need.



Description of HyperMotion™
series see page 5

WIR ERFÜLLEN IHRE SPEZIELLEN ANFORDERUNGEN

Dieser Katalog stellt die gängigsten Steckverbinder dieser Serie vor. Wir wissen jedoch, dass einige Anwendungen sehr spezifisch sind. Wenn unser Produktsortiment nicht das bietet, was Sie benötigen, arbeiten wir gerne mit Ihnen zusammen, um die beste Lösung für Ihre spezifischen Anforderungen zu entwickeln. Die Performance unserer Kontakttechnologie deckt Anwendungsbereiche ab, wo andere Kontakttechnologien nicht geeignet sind. Kundenspezifische Hypertac-Produkte sind die Lösung für Ihre Bedarfe.




Beschreibung der HyperMotion™
Serien ab Seite 22

Just contact us if you do not find inside the catalogue what you are looking for. You can reach us at the addresses indicated in the back cover.





Bitte treten Sie mit uns in Verbindung, wenn Sie innerhalb dieses Kataloges nicht das finden, was Sie suchen. Sie können uns unter den auf der Rückseite dieses Kataloges genannten Adressen erreichen.

ONE SOURCE SUPPLIER FOR TURN-KEY SOLUTIONS

Hypertac offers a number of value added services to ensure a quick and effective response to the customer requirements. All Hypertac locations are staffed with state-of-the-art design and development tools, such as 3d solid modelling, CNC milling and turning, rapid testing and prototyping. These tools allow Hypertac to product feasibility and to provide customers with quick turn-around on custom designs. Hypertac also expands the quality of its connectors to the sub-system supply, either rack & panel or cable assembly, offering one source supply service to its customers.







Hypertac cable assembly features:

-  Electronic, fiber optic and hybrid connections
-  100% testing of assemblies
-  Small to large volume capacity
-  Overmold capabilities

HYPERTAC HAT DIE LÖSUNG FÜR ALLE ANFORDERUNGEN

Hypertac bietet mehrere Dienstleistungen an, um eine schnelle und effektive Lösung bei kundenspezifischen Anforderungen zu gewährleisten. Alle unsere Standorte sind mit moderner 3D-Entwicklungssoftware ausgestattet und wir verfügen über CNC gesteuerte Dreh- und Fräsmaschinen zur Herstellung von Prototypen. Hypertac bietet Ihnen alle Vorteile eines Systemlieferanten, fertigt für Sie kundenspezifische Komplettsysteme und betreibt eine eigene Kabelkonfektion.

Unsere Kabelkonfektionen umfassen:

-  Bestückung mit LWL-, Koaxial-, Leistungs- und Signalkontakten
-  100% Kontrolle
-  Mengenunabhängige Systemlogistik
-  Fertig konfektionierte umspritzte Ausführungen

HyperMotion™

The reliability of this connector series and the cost optimised handling lead to cost-reductions and maximum benefits for the users.

Die Zuverlässigkeit dieser Steckverbinder Serien und ihr einfaches Handling sorgen für Kosteneinsparungen und maximalen Nutzen bei den Anwendern.

SERIES SH

Signal connectors M23, M17

Page 6, Page 10



SERIE SH M23, M17 Signal-, Bus- steckverbinder

Seite 22 und Seite 26

SERIES VH

Power connectors Size 3

Page 14




SERIE VH Leistungs- steckverbinder GRÖSSE 3

Seite 30

SERIES LH

Power connectors Size 1 M23, M17

Page 8, Page 10



SERIE LH M23, M17 Leistungssteck- verbinder GRÖSSE 1

Seite 24 und Seite 26

SERIES YH

Twin connectors

Page 16



SERIE YH Kombinations- steckverbinder

Seite 32

SERIES PH

Power connectors Size 1.5

Page 12



SERIE PH Leistungs- steckverbinder GRÖSSE 1,5

Seite 28

SERIES CH

Single pole connectors

Page 17



SERIE CH Einpolige Leistungssteck- verbinder

Seite 33

HyperMotion™



YH SERIES Combined Power/Signal Connectors

Design:

- Plug, standard
- Bushing/bulkhead
- Extension, standard
- Receptacle straight
- Receptacle straight with flange
- Receptacle angled

Insulation inserts:

- 12 to 25 pins
(depends on the signal insulation inserts)

YH SERIES – TWIN CONNECTORS [12 TO 25 PINS]

 <p>Connector, 18 pins nickel plated <u>Order-no. YHAA2HAFRAA507</u></p>	 <p>E type, 12 pins</p>	 <p>4x HC Female crimp. contact 2.0 mm Crimping range: 0.35 to 2.5 mm² 2x HC Female crimp. contact 1.0 mm Crimping range: 0.14 to 1.0 mm² 12x HC Female crimp. contact 1.0 mm Crimping range: 0.14 to 1.0 mm²</p>	 <p>Lamella type clamping Clamping suitable for cable diameter: 12.0 - 20.0 mm</p>	 <p>Metal construction, EMC shielding</p>
 <p>Connector, 23 pins nickel plated <u>Order-no. YHAA2MAFRAB507</u></p>	 <p>P type, 17 pins</p>	 <p>4x HC Female crimp. contact 2.0 mm Crimping range: 0.35 to 2.5 mm² 2x HC Female crimp. contact 1.0 mm Crimping range: 0.14 to 1.0 mm² 17x HC Female crimp. contact 1.0 mm Crimping range: 0.14 to 1.0 mm²</p>	 <p>Lamella type clamping Clamping suitable for cable diameter: 12.0 - 20.0 mm</p>	 <p>Metal construction, EMC shielding</p>
 <p>Standard extension, 18 pins nickel plated <u>Order-no. YHIA2HCMRAA507</u></p>	 <p>P type, 12 pins</p>	 <p>4x Male crimp. contact 2.0 mm Crimping range: 0.35 to 2.5 mm² 2x Male crimp. contact 1.0 mm Crimping range: 0.14 to 1.0 mm² 12x Male crimp. contact 1.0 mm Crimping range: 0.14 to 1.0 mm²</p>	 <p>Lamella type clamping Clamping suitable for cable diameter: 12.0 - 20.0 mm</p>	 <p>Metal construction, EMC shielding</p>
 <p>Standard extension, 23 pins nickel plated <u>Order-no. YHIA2MCMRAB507</u></p>	 <p>E type, 17 pins</p>	 <p>4x Male crimp. contact 2.0 mm Crimping range: 0.35 to 2.5 mm² 2x Male crimp. contact 1.0 mm Crimping range: 0.14 to 1.0 mm² 17x Male crimp. contact 1.0 mm Crimping range: 0.14 to 1.0 mm²</p>	 <p>Lamella type clamping Clamping suitable for cable diameter: 12.0 - 20.0 mm</p>	 <p>Metal construction, EMC shielding</p>
 <p>Receptacle, straight, 18 pins Flange 36.0 x 35.0 mm, nickel plated <u>Order-no. YHSB2HBMRAA000</u></p>	 <p>P type, 12 pins</p>	 <p>4x Male crimp. contact 2.0 mm Crimping range: 0.35 to 2.5 mm² 2x Male crimp. contact 1.0 mm Crimping range: 0.14 to 1.0 mm² 12x Male crimp. contact 1.0 mm Crimping range: 0.14 to 1.0 mm²</p>	<p>not required</p>	 <p>Metal construction, Axial sealing</p>
 <p>Receptacle, straight, 23 pins Flange 36.0 x 35.0 mm, nickel plated <u>Order-no. YHSB2MBMRAB000</u></p>	 <p>E type, 17 pins</p>	 <p>4x Male crimp. contact 2.0 mm Crimping range: 0.35 to 2.5 mm² 2x Male crimp. contact 1.0 mm Crimping range: 0.14 to 1.0 mm² 17x Male crimp. contact 1.0 mm Crimping range: 0.14 to 1.0 mm²</p>	<p>not required</p>	 <p>Metal construction, Axial sealing</p>

 <p>Receptacle, angled, 18 pins Flange 30.0 x 60.0 mm, nickel plated <u>Order-no. YHSA2HBMRAA000</u></p>	 <p>P type, 12 pins</p>	 <p>4x Male crimp. contact 2.0 mm Crimping range: 0.35 to 2.5 mm² 2x Male crimp. contact 1.0 mm Crimping range: 0.14 to 1.0 mm² 12x Male crimp. contact 1.0 mm Crimping range: 0.14 to 1.0 mm²</p>	<p>not required</p>	 <p>Metal construction, Axial sealing</p>
 <p>Receptacle, angled, 23 pins Flange 30.0 x 60.0 mm, nickel plated <u>Order-no. YHSA2MBMRAB000</u></p>	 <p>E type, 17 pins</p>	 <p>4x Male crimp. contact 2.0 mm Crimping range: 0.35 to 2.5 mm² 2x Male crimp. contact 1.0 mm Crimping range: 0.14 to 1.0 mm² 17x Male crimp. contact 1.0 mm Crimping range: 0.14 to 1.0 mm²</p>	<p>not required</p>	 <p>Metal construction, Axial sealing</p>

CH SERIES – ONE PIN POWER CONNECTORS

 <p>Power connectors 1 pin nickel plated <u>Order-no. CHAA3VAFRAA508</u></p>	 <p>P type, 1 pin</p>	 <p>Female crimp. contact 8.0 mm Crimping range: 10.0 mm²</p>	 <p>Crown type clamping Clamping suitable for cable diameter: 9.5 - 14.5 mm</p>	 <p>Metal construction, EMC shielding</p>
 <p>Power extension 1 pin nickel plated <u>Order-no. CHIA3VBMRAA508</u></p>	 <p>E type, 1 pin</p>	 <p>Male crimp. contact 8.0 mm Crimping range: 10.0 mm²</p>	 <p>Crown type clamping Clamping suitable for cable diameter: 9.5 - 14.5 mm</p>	 <p>Metal construction, EMC shielding</p>
 <p>Power receptacle, straight, long, 1 pin Flange 28.0 x 42.0 mm, nickel plated <u>Order-no. CHSB3VBMRAA000</u></p>	 <p>E type, 1 pin</p>	 <p>Male crimp. contact 8.0 mm Crimping range: 10.0 mm²</p>	<p>not required</p>	 <p>Metal construction, Axial sealing</p>



CH Series – Crimping range: 16.0 mm², 25.0 mm², 35.0 mm² and 50.0 mm² also available

General technical data YH SERIES		
Temperatur range	-20°C to 130°C	
Protection rate	IP66/67 [plugged]	
Electrical data YH SERIES	Power	Signal
Max. rated current	30 A	10 A
Rated voltage	630 V (AC/DC)	125 V (AC/DC)
Test voltage [between contacts]	6000 V	2500 V
Contact resistance	< 3 mΩ	< 5 mΩ
Mating cycles	> 50	> 50
Material YH SERIES		
Housing	Zinc die cast/nickel plated, nickel plated/alu	
Insulation insert	PA 6.6/PBT, UL 94/V0	
Contacts	Brass, silver or gold plated	
Seals	FPM	
Clamping ring	Aluminum, nickel plated	

General technical data CH SERIES	
Temperatur range	-20°C to 130°C
Protection rate	IP66/67 [plugged]
Electrical data CH SERIES	
Max. rated current	
Crimping range 10 mm ² :	80 A
Crimping range 16 mm ² :	100 A
Crimping range 25 mm ² :	130 A
Crimping range 35 mm ² :	160 A
Crimping range 50 mm ² :	200 A
Rated voltage	630 V (AC/DC)
Test voltage [between contacts]	8000 V
Contact resistance	< 110 μΩ
Mating cycles	> 50

CRIMPING PLIERS SH, LH AND YH



Manual crimping pliers for \varnothing 1 mm contacts max. crimping range 1 mm² including positioning insert
Order-no. B-501

CRIMPING PLIERS SH AND LH MI7 SERIES



Manual crimping pliers for \varnothing 0.6 mm contacts max. crimping range 0.5 mm² including positioning insert
Order-no. B-502



Positioning insert for \varnothing 0.6 mm contacts suitable for crimping pliers B-501
Order-no. B-503

CRIMPING PLIERS SH, LH, DH, VH AND YH SERIES



Manual crimping pliers for \varnothing 1 mm contacts and \varnothing 2 mm contacts max. crimping range 4 mm²
Order-no. B-504



Positioning insert for \varnothing 1 mm contacts
Order-no. B-505



Positioning insert for \varnothing 2 mm contacts
Order-no. B-506



Positioning insert for \varnothing 1 mm and \varnothing 2 mm contacts
Order-no. B-507

CRIMPING PLIERS PH SERIES




Manual crimping pliers for \varnothing 3.6 mm contacts max. crimping range 16 mm²
Order-no. B-508




Positioning insert for \varnothing 3.6 mm contacts
Order-no. B-509



Pneumatic crimper for \varnothing 3.6 mm and \varnothing 2.0 mm contacts, crimping range 1.5 - 16 mm²
Order-no. B-510


CRIMPING INSERT for crimper B-510	Order-no.	Contact	Crimping range
	B-511	Male \varnothing 2.0 mm	1.5 / 2.5 mm ²
	B-512	Female \varnothing 3.6 mm	1.5 / 2.5 mm ²
	B-513	Male/female \varnothing 3.6 mm	4.0 / 6.0 mm ²
	B-514	Male/female \varnothing 3.6 mm	10.0 mm ²
	B-515	Male/female \varnothing 3.6 mm	16 mm ²

LOCATOR for crimper B-510	Order-no.	Contact	Crimping range
	B-516	Male/female \varnothing 2.0 mm	1.5 / 2.5 mm ²
	B-517	Male/female \varnothing 3.6 mm	1.5 - 10.0 mm ²
	B-518	Male/female \varnothing 3.6 mm	1.5 - 16.0 mm ²


CRIMPING PLIERS CH AND VH SERIES



Battery powered crimper
Order-no. B-519



Crimping inserts max. 10 mm², 16 mm²
Order-no. B-520



Crimping inserts max. 25 mm²
Order-no. B-521



Crimping inserts max. 35 mm²
Order-no. B-522



Crimping inserts max. 50 mm²
Order-no. B-523

STRIPPING AND CRIMPING MACHINE STRIPCRIMP 750 FOR SH, LH, PH AND YH SERIES





New! Closed reel feed contact system, Ø 1 mm



Order-no.	Reel feed	Crimp. range	Crimp. size	Tool-no.
contacts 1 mm				
820.001.2000	female contact	0.03 - 0.08 mm ²	1	B-538
820.002.2000	female contact	0.08 - 0.20 mm ²	2	B-539
820.003.2000	female contact	0.20 - 0.52 mm ²	3	B-540
820.004.2000	female contact	0.75 - 1.00 mm ²	4	B-541
Packaging unit: 7.000 pcs. reel feed contacts per unit				
contacts 2 mm				
820.005.2000	female contact	0.50 - 2.50 mm ²		B-546
Packaging unit: 3.000 pcs. reel feed contacts per unit				


CRIMPING PLIERS FOR REEL FEED CONTACTS FOR SH AND YH SERIES

Reel feed male contacts 1 mm

Order-no.	Crimp. range
821.001.1000.A3	0.03 - 0.08 mm ²
821.002.1000.A3	0.08 - 0.20 mm ²
821.003.1000.A3	0.20 - 0.52 mm ²
821.004.1000.A3	0.75 - 1.00 mm ²

Unit: 10 x 25 pcs.




Reel feed female contacts 1 mm

Order-no.	Crimp. range
820.001.2000.A3	0.03 - 0.08 mm ²
820.002.2000.A3	0.08 - 0.20 mm ²
820.003.2000.A3	0.20 - 0.52 mm ²
820.004.2000.A3	0.75 - 1.00 mm ²

Unit: 10 x 25 pcs.

CRIMPING PLIERS FOR REEL FEED FEMALE CONTACTS LH UND PH SERIES



ACCESSORIES SH SERIES



Metal flange
2 components, thread M3
optional clamping onto
metal housings, incl. sealing
Order-no. 837.001.2000



Plastic protection cap
suitable for extension and
receptacle
Order-no. 831.001.1000

TOOLS SH SERIES



Removal tool
for signal insulation inserts
Order-no. B-527



Metal protection cap
Axial sealing, wire included,
suitable for extension and
receptacle
Order-no. 837.002.2000

suitable for plugs
Order-no. 837.003.2000



Assembly aid
Insertion of contacts in
the insulation inserts
Order-no. B-548



Assembly tool
for cover of receptacles (SA only)
Order-no. B-528

ACCESSORIES LH SERIES



Metal flange
2 components, thread M3
optional clamping onto
metal housings, incl. sealing
Order-no. 837.004.2000



Plastic protection cap
suitable for extension and
receptacle
Order-no. 831.001.1000

TOOLS LH SERIES



Removal tool
for contacts
Order-no. B-529



Removal hull
for Ø 1 mm male contacts
Order-no. B-530



Removal hull
for Ø 2,0 mm male contacts
Order-no. B-531

Complete set in a case
Order-no. B-533



Metal protection cap
Axial sealing, wire included,
suitable for extension and receptacle
Order-no. 837.002.2000



Metal protection cap
Axial sealing, wire included,
suitable for plugs
Order-no. 837.005.2000



Assembly tool
for cover of receptacles (SA only)
Order-no. B-528

ACCESSORIES SH, LH M17 SERIES



Metal flange
2 components, thread M3
optional clamping onto
metal housings, incl. sealing
Order-no. 837.006.2000



Plastic protection cap
suitable for extension and
receptacle
Order-no. 831.002.1000

TOOLS SH, LH M17 SERIES



Removal tool insulation inserts
suitable for UA connectors
Order-no. B-534



Assembly aid
Insertion of contacts in
the insulation inserts
Order-no. B-535

ACCESSORIES PH SERIES

Metal flange
2 components, thread M4
optional clamping onto
metal housings, incl. sealing
Order-no. 837.007.2000



Plastic protection cap
suitable for extension and
receptacle
Order-no. 831.003.1000



Metal protection cap
Axial sealing, wire included,
suitable for extension and receptacle
Order-no. 837.008.2000



Metal protection cap
Axial sealing, wire included,
suitable for plugs
Order-no. 837.009.2000



ACCESSORIES VH SERIES

Metal flange
2 components, thread M4
optional clamping onto
metal housings, incl. sealing
Order-no. 837.010.2000



Plastic protection cap
suitable for extension and
receptacle
Order-no. 831.004.1000



TOOLS VH SERIES

Removal tool
for contacts
Order-no. B-529

Removal hull
for Ø 1.6 mm male contacts
Order-no. B-549



ACCESSORIES YH SERIES

Metal flange
2 components, thread M4
optional clamping onto
metal housings, incl. sealing
Order-no. 837.011.2000



Plastic protection cap
suitable for extension and
receptacle
Order-no. 831.005.1000



TOOLS YH SERIES

Removal tool
for contacts
Order no. B-529

Removal hull
for Ø 1 mm male contacts
Order no. B-530

Removal hull
for Ø 2,0 mm male contacts
Order no. B-531

Complete set in a case
Order no. B-533



Removal tool
for signal insulation inserts
Order-no. B-536



Assembly tool
for fixing insert units to
angled receptacles (SA)
Order-no. B-537



ACCESSORIES CH SERIES

Metal flange
2 components, thread M3
optional clamping onto
metal housings, incl. sealing
Order-no. 837.004.2000



Plastic protection cap
suitable for extension and
receptacle
Order-no. 831.001.1000



TOOLS CH SERIES

Removal tool for insulation inserts
suitable for SB connectors
Order-no. B-550



OTHER PRODUCTS FROM HYPERTAC

WEITERE HYPERTAC PRODUKTE

2 to 5 rows PCB connectors



**2 bis 5 Reihen
Leiterplattensteckverbinder**

Very high density PCB connectors




**Leiterplatten-
steckverbinder
mit sehr hoher Packungsdichte**

Signal, power and coaxial contacts




**Signal-,
Leistungs- und Koaxkontakte**

Metal shelled PCB connectors



**Leiterplatten-
steckverbinder
mit Metallgehäuse**

MIL-DTL-55302 PCB connectors



**MIL-DTL-55302
Leiterplattensteckverbinder**

Airframe H71 Series



**Airframe
H71 Serie**

Circular connectors



**Rund-
steckverbinder**

Quick disconnect connectors



**Schnelltrenn-
steckverbinder**

GLOBAL SALES OFFICES

Europe

Hypertac Limited

36-38 Waterloo Road
London NW2 7UH, UK
t: +44 (0) 20 8450 8033
f: +44 (0) 20 8208 4114
e: info@hypertac.co.uk

Hypertac SpA

Via P.D. Da Bissone 7A
16153 Genova-Sestri P., Italy
t: +39 0 10 60361
f: +39 0 10 6036280
e: info@hypertac.it

Hypertac GmbH

Ulrichsberger Straße 17
94469 Deggendorf, Germany
t: +49 (0) 991 250120
f: +49 (0) 991 2501244
e: info@hypertac.de

Hypertac S.A.

31 rue Isidore Maille
76410 St. Aubin Lès Elbeuf, France
t: +33 (0) 2 32969176
f: +33 (0) 2 32969170
e: info@hypertac.fr

Asia

Hypertac China

Suite 601, Novel Plaza,
128 Nanjing Road West
Shanghai 200003, P.R. China
t: +86 21 6350 1735
f: +86 21 6350 1398
e: infochina@hypertronics.com

Hypertac Japan

Meisho Building 3F 1-78, Issha,
Meito-Ku, Nagoya, Aichi
465-0093 Japan
t: +81 052 704 7926
f: +81 052 704 7928
e: info@hypertac.it

America

Hypertronics Corporation

16 Brent Drive, Hudson,
MA 01749-2978, USA
t: +1 (0) 978 5680451
f: +1 (0) 978 5680680
e: info@hypertronics.com



FOR FURTHER INFORMATION VISIT www.hypertac.com