

**Alternatives:**

Standard RG 142 B/U:  
**30000-142-00**


Speedflex 142 UL 1375:  
**34000-142-01**

Speedflex 142 XL:  
**34000-142-03**

Alternative colours also available

**Construction:**

Conductor	Solid silver plated copper	0,94
Dielectric	Low-foamed PE	2,95
Braid	2x Silver plated copper (0,13)	4,10
Jacket	HFS 80 T, Black	5,10
Weight	56 kg/km	
Temperature rating (°C)	-25 / +80°C	
Order reference	<b>34000-142-00</b>	



**Notes:**

All dimensions nominal (± 4%) unless otherwise stated.  
All dimensions in mm.

**Electrical:**

Impedance	50 ± 2 Ohms
Capacitance	95 pF/m
Velocity of signal propagation	70 %
Signal delay	4.7 ns/m
Working voltage, AC r.m.s.	1600 max
Working voltage, DC	3200 max
Attenuation, typical values (nominal values at an air temperature of +20°C)	see table
Power, typical values (ambient temperature of 40°C at sea level and VSWR 1.0)	see table
Suitable for frequencies	up to 3 GHz
Shielding effectiveness	-60 dB/m

Attenuation	
MHz	dB/100m
100	15
200	21
400	32
900	51
1200	61
1500	69
1800	78
2000	83
2500	95

**Environmental & Mechanical:**

Minimum bend radius (MBR) single bend (installation)	single bend: 25mm
Minimum bend radius (MBR) dynamic use	multiple bends: 50mm
Flame resistance	passes IEC 60332-1
Flammability	passes UL 1581 VW-1
Halogen free	passes IEC 60754-2
Smoke generation	passes IEC 61034-2
Connectors	compatible with all standard types

Average Power	
MHz	W
100	269
200	189
400	133
900	90
1200	73
1500	65
1800	60
2000	55
2500	50

Data provided indicates nominal values unless stated otherwise and is only valid for reference purposes at the time of publication and is subject to change without prior notice.

Ref: SX-eSX142-03  
Date: 2008-03-20  
Approved by:

**Alternatives:**

Standard RG 179 B/U:  
**30000-179-00**

Speedflex 179 UL 1375:  
**34000-179-01**

Speedflex 179 XL:  
**34000-179-03**

Alternative colours also available

**Construction:**

Conductor	Silver plated copper covered steel (7x0,10)	0,30
Dielectric	Low-foamed PE	1,60
Braid	Silver plated copper (0,10)	2,05
Jacket	HFS 80 T, Black	2,60
Weight	12 kg/km	
Temperature rating (°C)	-25 / +80°C	
Order reference	<b>34000-179-00</b>	



**Notes:**

All dimensions nominal (± 4%) unless otherwise stated.  
All dimensions in mm.

**Electrical:**

Impedance	75 ± 3 Ohms
Capacitance	64 pF/m
Velocity of signal propagation	70 %
Signal delay	4.7 ns/m
Working voltage, AC r.m.s.	900 max
Working voltage, DC	1800 max
Attenuation, typical values (nominal values at an air temperature of +20°C)	see table
Power, typical values (ambient temperature of 40°C at sea level and VSWR 1.0)	see table
Suitable for frequencies	up to 2,5 GHz
Shielding effectiveness	-60 dB/m


Attenuation	
MHz	dB/100m
100	24
200	34
400	48
900	72
1200	83
1500	93
1800	105
2000	112
2500	127

**Environmental & Mechanical:**

Minimum bend radius (MBR) single bend (installation)	single bend: 8mm
Minimum bend radius (MBR) dynamic use	multiple bends: 30mm
Flame resistance	passes IEC 60332-1
Flammability	passes UL 1581 VW-1
Halogen free	passes IEC 60754-2
Smoke generation	passes IEC 61034-2
Connectors	compatible with all standard types

Average Power	
MHz	W
100	73
200	52
400	37
900	25
1200	22
1500	20
1800	16
2000	15
2500	13

Data provided indicates nominal values unless stated otherwise and is only valid for reference purposes at the time of publication and is subject to change without prior notice.

Ref: SX-eSX179-03  
Date: 2008-03-20  
Approved by: 

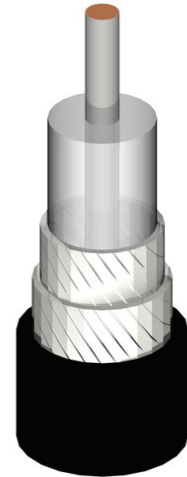
**Alternatives:**

Speedflex 295 UL 1375:  
**34000-295-01**

Alternative colours also available

**Construction:**

Conductor	Solid silver plated copper	1,12
Dielectric	High-foamed PE	2,95
Braid	2x Silver plated copper (0,13)	4,10
Jacket	HFS 80 T, Black	5,10
Weight	54 kg/km	
Temperature rating (°C)	-25 / +80°C	
Order reference	<b>34000-295-00</b>	



**Notes:**

All dimensions nominal (± 4%) unless otherwise stated.  
All dimensions in mm.

**Electrical:**

Impedance	50 ± 2 Ohms
Capacitance	82 pF/m
Velocity of signal propagation	82 %
Signal delay	4 ns/m
Working voltage, AC r.m.s.	400 max
Working voltage, DC	800 max
Attenuation, typical values (nominal values at an air temperature of +20°C)	see table
Power, typical values (ambient temperature of 40°C at sea level and VSWR 1.0)	see table
Suitable for frequencies	up to 2,5 GHz
Shielding effectiveness	-60 dB/m


Attenuation	
MHz	dB/100m
100	11
200	16
400	23
900	36
1200	42
1500	48
1800	53
2000	57
2500	65

**Environmental & Mechanical:**

Minimum bend radius (MBR) single bend (installation)	single bend: 25mm
Minimum bend radius (MBR) dynamic use	multiple bends: 75mm
Flame resistance	passes IEC 60332-1
Flammability	passes UL 1581 VW-1
Halogen free	passes IEC 60754-2
Smoke generation	passes IEC 61034-2
Connectors	please ask for details

Average Power	
MHz	W
100	282
200	194
400	133
900	85
1200	73
1500	65
1800	60
2000	55
2500	50

Data provided indicates nominal values unless stated otherwise and is only valid for reference purposes at the time of publication and is subject to change without prior notice.

Ref: SX-eSX295-03  
Date: 2008-03-20  
Approved by: 

**Alternatives:**

Standard RG 316 /U:  
**30000-316-00**

Speedflex 316 UL 1375:  
**34000-316-01**

Speedflex 316 XL:  
**34000-316-03**

Alternative colours also available

**Construction:**

Conductor	Silver plated copper (7x0,17)	0,54
Dielectric	Low-foamed PE	1,52
Braid	Silver plated copper (0,10)	2,00
Jacket	HFS 80 T, Black	2,70
Weight	13 kg/km	
Temperature rating (°C)	-25 / +80°C	
Order reference	<b>34000-316-00</b>	



**Notes:**

All dimensions nominal (± 4%) unless otherwise stated.  
All dimensions in mm.

**Electrical:**

Impedance	50 ± 2 Ohms
Capacitance	95 pF/m
Velocity of signal propagation	70 %
Signal delay	4.7 ns/m
Working voltage, AC r.m.s.	1000 max
Working voltage, DC	2000 max
Attenuation, typical values (nominal values at an air temperature of +20°C)	see table
Power, typical values (ambient temperature of 40°C at sea level and VSWR 1.0)	see table
Suitable for frequencies	up to 2,5 GHz
Shielding effectiveness	-60 dB/m


Attenuation	
MHz	dB/100m
100	26
200	38
400	53
900	83
1200	100
1500	113
1800	126
2000	135
2500	152

**Environmental & Mechanical:**

Minimum bend radius (MBR) single bend (installation)	single bend: 9mm
Minimum bend radius (MBR) dynamic use	multiple bends: 30mm
Flame resistance	passes IEC 60332-1
Flammability	passes UL 1581 VW-1
Halogen free	passes IEC 60754-2
Smoke generation	passes IEC 61034-2
Connectors	compatible with all standard types

Average Power	
MHz	W
100	86
200	58
400	42
900	30
1200	23
1500	21
1800	19
2000	18
2500	15

Data provided indicates nominal values unless stated otherwise and is only valid for reference purposes at the time of publication and is subject to change without prior notice.

Ref: SX-eSX316-03  
Date: 2008-03-20  
Approved by: 

**Alternatives:**

Standard RGD 316 :  
**30000-316-05**


Speedflex 316d UL 1375:  
**34000-316-11**

Speedflex 316d XL:  
**34000-316-13**

Alternative colours also available

**Construction:**

Conductor	Silver plated copper (7x0,17)	0,54
Dielectric	Low-foamed PE	1,52
Braid	2x Silver plated copper (0,10)	2,45
Jacket	HFS 80 T, Black	3,10
Weight	20 kg/km	
Temperature rating (°C)	-25 / +80°C	
Order reference	<b>34000-316-10</b>	



**Notes:**

All dimensions nominal (± 4%) unless otherwise stated.  
All dimensions in mm.

**Electrical:**

Impedance	50 ± 2 Ohms
Capacitance	94 pF/m
Velocity of signal propagation	70 %
Signal delay	4.7 ns/m
Working voltage, AC r.m.s.	1000 max
Working voltage, DC	2000 max
Attenuation, typical values (nominal values at an air temperature of +20°C)	see table
Power, typical values (ambient temperature of 40°C at sea level and VSWR 1.0)	see table
Suitable for frequencies	up to 2,5 GHz
Shielding effectiveness	-60 dB/m

Attenuation	
MHz	dB/100m
100	26
200	38
400	53
900	83
1200	100
1500	113
1800	126
2000	135
2500	152

**Environmental & Mechanical:**

Minimum bend radius (MBR) single bend (installation)	single bend: 9mm
Minimum bend radius (MBR) dynamic use	multiple bends: 30mm
Flame resistance	passes IEC 60332-1
Flammability	passes UL 1581 VW-1
Halogen free	passes IEC 60754-2
Smoke generation	passes IEC 61034-2
Connectors	compatible with all standard types

Average Power	
MHz	W
100	86
200	58
400	42
900	30
1200	23
1500	21
1800	19
2000	18
2500	15