

Flexiform[®] 220

Re-formable Coaxial

Alternatives:

Reformable alternative to semi-rigid coaxial cables

Offers the unique ability to be hand-formed, no special tools required

Outstanding shielding properties

Fluoropolymer jacket (FJ), halogen free jacket (HFJ) and alternative colours also available

Notes:

All dimensions nominal ($\pm 4\%$) unless otherwise stated.
All dimensions in mm.

Construction:

Flexiform 220

| | | (in) | (mm) |
|-------------------------|--------------------------------------|-------|------|
| Conductor | Silver plated copper (1x0,715) | 0.028 | 0,71 |
| Dielectric | Solid extruded PTFE | 0.086 | 2,20 |
| Braid | Tin-soaked tin plated copper (0,127) | 0.110 | 2,80 |
| Weight | 29 kg/km | | |
| Temperature rating (°C) | -65 / +180°C | | |
| Order reference | 31000-220-00 | | |


Flexiform 220 FJ

| | | | |
|-------------------------|---------------|-------|------|
| Jacket | FPI 205, Blue | 0.125 | 3,20 |
| Weight | 34 kg/km | | |
| Temperature rating (°C) | -65 / +180°C | | |
| Order reference | 31000-220-01 | | |


Flexiform 220 HFJ

| | | | |
|-------------------------|----------------|-------|------|
| Jacket | HFI 100, Black | 0.149 | 3,80 |
| Weight | 38 kg/km | | |
| Temperature rating (°C) | -40 / +100°C | | |
| Order reference | 31000-220-02 | | |

Flexiform 220



Flexiform 220 FJ



Flexiform 220 HFJ



Electrical:

| | |
|--|--------------------------|
| Impedance | 50 \pm 2 Ohms |
| Capacitance | 94 pF/m |
| Velocity of signal propagation | 70% |
| Signal delay | 4.8 ns/m |
| Working voltage, AC r.m.s. | 2000 max |
| Working voltage, DC | 4000 max |
| Attenuation, typical values (nominal values at an air temperature of +20°C) | see table (top right) |
| Power, typical values (ambient temperature of 40°C at sea level and VSWR 1.0) | see table (bottom right) |
| Suitable for frequencies | up to 18 GHz |
| Shielding effectiveness | typically <-130dB/m |

| Attenuation | |
|-------------|---------|
| MHz | dB/100m |
| 400 | 32 |
| 900 | 49 |
| 1800 | 73 |
| 2000 | 80 |
| 2400 | 87 |
| 3000 | 98 |
| 5000 | 128 |
| 10000 | 190 |
| 18000 | 270 |

Environmental & Mechanical:

| | |
|--|--------------------------------|
| Minimum bend radius (MBR) single bend (installation) | single bend: 20mm |
| Minimum bend radius (MBR) dynamic use | multiple bends: 80mm |
| Flame resistance | passes IEC 60332-3-24 |
| Flammability | UL 94 V-0 |
| Connectors | Custom made connector required |

*Average power

Figures stated are for un-jacketed and FJ versions only

| Average Power * | |
|-----------------|-----|
| MHz | W |
| 400 | 320 |
| 900 | 210 |
| 1800 | 145 |
| 2000 | 135 |
| 2400 | 115 |
| 3000 | 110 |
| 5000 | 75 |
| 10000 | 55 |
| 18000 | 40 |

Flexiform[®] 380

Re-formable Coaxial

Alternatives:

Reformable alternative to semi-rigid coaxial cables

Offers the unique ability to be hand-formed, no special tools required

Outstanding shielding properties

Fluoropolymer jacket (FJ), halogen free jacket (HFJ) and alternative colours also available

Notes:

All dimensions nominal ($\pm 4\%$) unless otherwise stated.
All dimensions in mm.

Construction:

Flexiform 380

| | | (in) | (mm) |
|-------------------------|--------------------------------------|-------|------|
| Conductor | Silver plated copper (1x1,20) | 0.047 | 1,20 |
| Dielectric | Solid extruded PTFE | 0.149 | 3,80 |
| Braid | Tin-soaked tin plated copper (0,127) | 0.171 | 4,35 |
| Weight | 57 kg/km | | |
| Temperature rating (°C) | -65 / +180°C | | |
| Order reference | 31000-380-00 | | |


Flexiform 380 FJ

| | | | |
|-------------------------|---------------|-------|------|
| Jacket | FPI 205, Blue | 0.198 | 5,05 |
| Weight | 65 kg/km | | |
| Temperature rating (°C) | -65 / +180°C | | |
| Order reference | 31000-380-01 | | |


Flexiform 380 HFJ

| | | | |
|-------------------------|----------------|-------|------|
| Jacket | HFI 100, Black | 0.210 | 5,35 |
| Weight | 69 kg/km | | |
| Temperature rating (°C) | -40 / +100°C | | |
| Order reference | 31000-380-04 | | |

Flexiform 380



Flexiform 380 FJ



Flexiform 380 HFJ



Electrical:

| | |
|--|--------------------------|
| Impedance | 50 \pm 2 Ohms |
| Capacitance | 94 pF/m |
| Velocity of signal propagation | 70% |
| Signal delay | 4.8 ns/m |
| Working voltage, AC r.m.s. | 2500 max |
| Working voltage, DC | 5000 max |
| Attenuation, typical values (nominal values at an air temperature of +20°C) | see table (top right) |
| Power, typical values (ambient temperature of 40°C at sea level and VSWR 1.0) | see table (bottom right) |
| Suitable for frequencies | up to 18 GHz |
| Shielding effectiveness | typically <-130dB/m |

| Attenuation | |
|-------------|---------|
| MHz | dB/100m |
| 400 | 20 |
| 900 | 30 |
| 1800 | 44 |
| 2000 | 46 |
| 2400 | 52 |
| 3000 | 59 |
| 5000 | 79 |
| 10000 | 120 |
| 18000 | 172 |

Environmental & Mechanical:

| | |
|--|--------------------------------|
| Minimum bend radius (MBR) single bend (installation) | single bend: 20mm |
| Minimum bend radius (MBR) dynamic use | multiple bends: 80mm |
| Flame resistance | passes IEC 60332-3-24 |
| Flammability | UL 94 V-0 |
| Connectors | Custom made connector required |

*Average power

Figures stated are for un-jacketed and FJ versions only

| Average Power * | |
|-----------------|-----|
| MHz | W |
| 400 | 750 |
| 900 | 500 |
| 1800 | 350 |
| 2000 | 330 |
| 2400 | 300 |
| 3000 | 268 |
| 5000 | 208 |
| 10000 | 147 |
| 18000 | 110 |

Flexiform[®] 401

Re-formable Coaxial

Alternatives:

Reformable alternative to semi-rigid coaxial cables

Offers the unique ability to be hand-formed, no special tools required

Outstanding shielding properties

Fluoropolymer jacket (FJ), halogen free jacket (HFJ) and alternative colours also available

Notes:

All dimensions nominal ($\pm 4\%$) unless otherwise stated.
All dimensions in mm.

Construction:

Flexiform 401

| | | (in) | (mm) |
|-------------------------|-------------------------------|-------|------|
| Conductor | Silver plated copper (1x1,60) | 0.066 | 1,67 |
| Dielectric | Solid extruded PTFE | 0.208 | 5,30 |
| Braid | Tin-soaked tin plated copper | 0.250 | 6,40 |
| Weight | 110 kg/km | | |
| Temperature rating (°C) | -65 / +180°C | | |
| Order reference | 31000-401-00 | | |


Flexiform 401 FJ

| | | | |
|-------------------------|---------------|-------|------|
| Jacket | FPI 205, Blue | 0.271 | 6,90 |
| Weight | 130 kg/km | | |
| Temperature rating (°C) | -65 / +180°C | | |
| Order reference | 31000-401-01 | | |


Flexiform 401 HFJ

| | | | |
|-------------------------|----------------|-------|------|
| Jacket | HFS 80 T, Blue | 0.299 | 7,60 |
| Weight | 130 kg/km | | |
| Temperature rating (°C) | -25 / +80°C | | |
| Order reference | 31000-401-02 | | |


Flexiform 401



Flexiform 401 FJ



Flexiform 401 HFJ



Electrical:

| | |
|--|---------------------|
| Impedance | 50 \pm 2 Ohms |
| Capacitance | nom 94 pF/m |
| Velocity of signal propagation | 70% |
| Signal delay | 4.8 ns/m |
| Working voltage, AC r.m.s. | 2500 max |
| Working voltage, DC | 5000 max |
| Attenuation, typical values (nominal values at an air temperature of +20°C) | see table |
| Power, typical values (ambient temperature of 40°C at sea level and VSWR 1.0) | see table |
| Suitable for frequencies | up to 18 GHz |
| Shielding effectiveness | typically <-130dB/m |

| Attenuation | |
|-------------|---------|
| MHz | dB/100m |
| 400 | 15 |
| 1000 | 25 |
| 1800 | 36 |
| 2000 | 38 |
| 2400 | 42 |
| 3000 | 48 |
| 5000 | 66 |
| 10000 | 101 |
| 18000 | 147 |

Environmental & Mechanical:

| | |
|--|------------------------------|
| Minimum bend radius (MBR) single bend (installation) | single bend: 40mm |
| Minimum bend radius (MBR) dynamic use | multiple bends: 120mm |
| Flame resistance | passes IEC 60332-3-24 |
| Flammability | UL 94 V-0 |
| Connectors | As semi-rigid M17/129-RG 401 |

*Average power

Figures stated are for un-jacketed and FJ versions only

| Average Power * | |
|-----------------|------|
| MHz | W |
| 400 | 1769 |
| 1000 | 1056 |
| 1800 | 770 |
| 2000 | 728 |
| 2400 | 660 |
| 3000 | 587 |
| 5000 | 450 |
| 10000 | 294 |
| 18000 | 190 |

Alternatives:

Reformable alternative to semi-rigid coaxial cables

Offers the unique ability to be hand-formed, no special tools required

Outstanding shielding properties

Fluoropolymer jacket (FJ), halogen free jacket (HFJ) and alternative colours also available

Steel conductors also available

Notes:

All dimensions nominal ($\pm 4\%$) unless otherwise stated.
All dimensions in mm.

Construction:

Flexiform 402 NM

| | | (in) | (mm) |
|-------------------------|-------------------------------|-------|------|
| Conductor | Silver plated copper (1x0.94) | 0.037 | 0.94 |
| Dielectric | Solid extruded PTFE | 0.116 | 2.95 |
| Braid | Tin-soaked tin plated copper | 0.141 | 3.60 |
| Weight | 44 kg/km | | |
| Temperature rating (°C) | -65 / +180°C | | |
| Order reference | 31000-402-03 | | |


Flexiform 402 NM FJ

| | | | |
|-------------------------|---------------|-------|------|
| Jacket | FPI 205, Blue | 0.161 | 4.10 |
| Weight | 52 kg/km | | |
| Temperature rating (°C) | -65 / +180°C | | |
| Order reference | 31000-402-04 | | |

Flexiform 402 NM HFJ

| | | | |
|-------------------------|----------------|-------|------|
| Jacket | HFI 100, Black | 0.181 | 4.60 |
| Weight | 53 kg/km | | |
| Temperature rating (°C) | -40 / +100°C | | |
| Order reference | 31000-402-33 | | |

Flexiform 402 NM



Flexiform 402 NM FJ



Flexiform 402 NM HFJ



Electrical:

| | |
|--|---------------------|
| Impedance | 50 \pm 2 Ohms |
| Capacitance | nom 94 pF/m |
| Velocity of signal propagation | 70% |
| Signal delay | 4.8 ns/m |
| Working voltage, AC r.m.s. | 2500 max |
| Working voltage, DC | 5000 max |
| Attenuation, typical values (nominal values at an air temperature of +20°C) | see table |
| Power, typical values (ambient temperature of 40°C at sea level and VSWR 1.0) | see table |
| Suitable for frequencies | up to 18 GHz |
| Shielding effectiveness | typically <-130dB/m |

| Attenuation | |
|-------------|---------|
| MHz | dB/100m |
| 400 | 25 |
| 1000 | 41 |
| 1800 | 57 |
| 2000 | 60 |
| 2400 | 67 |
| 3000 | 76 |
| 5000 | 102 |
| 10000 | 152 |
| 18000 | 215 |

Environmental & Mechanical:

| | |
|--|------------------------------|
| Minimum bend radius (MBR) single bend (installation) | single bend: 10mm |
| Minimum bend radius (MBR) dynamic use | multiple bends: 40mm |
| Flame resistance | passes IEC 60332-3-24 |
| Flammability | UL 94 V-0 |
| Connectors | As semi-rigid M17/130-RG 402 |

*Average power

Figures stated are for un-jacketed and FJ versions only

| Average Power * | |
|-----------------|-----|
| MHz | W |
| 400 | 686 |
| 1000 | 419 |
| 1800 | 308 |
| 2000 | 291 |
| 2400 | 265 |
| 3000 | 236 |
| 5000 | 182 |
| 10000 | 122 |
| 18000 | 83 |

Alternatives:

Reformable alternative to semi-rigid coaxial cables

Offers the unique ability to be hand-formed, no special tools required

Outstanding shielding properties

Fluoropolymer jacket (FJ), halogen free jacket (HFJ) and alternative colours also available

Steel conductors also available

Notes:

All dimensions nominal ($\pm 4\%$) unless otherwise stated.
All dimensions in mm.

Construction:

Flexiform 405 NM

| | | (in) | (mm) |
|-------------------------|-------------------------------|-------|------|
| Conductor | Silver plated copper (1x0.56) | 0.022 | 0,56 |
| Dielectric | Solid extruded PTFE | 0.066 | 1,70 |
| Braid | Tin-soaked tin plated copper | 0.086 | 2,20 |
| Weight | 15 kg/km | | |
| Temperature rating (°C) | -65 / +180°C | | |
| Order reference | 31000-405-03 | | |


Flexiform 405 NM FJ

| | | | |
|-------------------------|---------------|-------|------|
| Jacket | FPI 205, Blue | 0.102 | 2,60 |
| Weight | 18 kg/km | | |
| Temperature rating (°C) | -65 / +180°C | | |
| Order reference | 31000-405-04 | | |


Flexiform 405 NM HFJ

| | | | |
|-------------------------|----------------|-------|------|
| Jacket | HFS 80 T, Blue | 0.125 | 3,20 |
| Weight | 21 kg/km | | |
| Temperature rating (°C) | -25 / +80°C | | |
| Order reference | 31000-405-05 | | |


Flexiform 405 NM



Flexiform 405 NM FJ



Flexiform 405 NM HFJ



Electrical:

| | |
|--|---------------------|
| Impedance | 50 \pm 2 Ohms |
| Capacitance | nom 94 pF/m |
| Velocity of signal propagation | 70% |
| Signal delay | 4.8 ns/m |
| Working voltage, AC r.m.s. | 1500 max |
| Working voltage, DC | 3000 max |
| Attenuation, typical values (nominal values at an air temperature of +20°C) | see table |
| Power, typical values (ambient temperature of 40°C at sea level and VSWR 1.0) | see table |
| Suitable for frequencies | up to 18 GHz |
| Shielding effectiveness | typically <-130dB/m |

| Attenuation | |
|-------------|---------|
| MHz | dB/100m |
| 400 | 43 |
| 1000 | 70 |
| 1800 | 97 |
| 2000 | 102 |
| 2400 | 113 |
| 3000 | 127 |
| 5000 | 172 |
| 10000 | 249 |
| 18000 | 346 |

Environmental & Mechanical:

| | |
|--|------------------------------|
| Minimum bend radius (MBR) single bend (installation) | single bend: 6mm |
| Minimum bend radius (MBR) dynamic use | multiple bends: 25mm |
| Flame resistance | passes IEC 60332-3-24 |
| Flammability | UL 94 V-0 |
| Connectors | As semi-rigid M17/133-RG 405 |

*Average power

Figures stated are for un-jacketed and FJ versions only

| Average Power * | |
|-----------------|-----|
| MHz | W |
| 400 | 253 |
| 1000 | 157 |
| 1800 | 116 |
| 2000 | 110 |
| 2400 | 100 |
| 3000 | 89 |
| 5000 | 69 |
| 10000 | 47 |
| 18000 | 33 |